

## Medium Zip-Around Pouch

14" x 10" rectangle of fabric

Mark centering lines for  
embroidery design  
(up to 120 x 120 mm):

4" from right

4 1/2" from bottom




## Large Zip-Around Pouch

16" x 11" rectangle of fabric

Mark centering lines for  
embroidery design  
(up to 150 x 150 mm):

4 1/2" from right

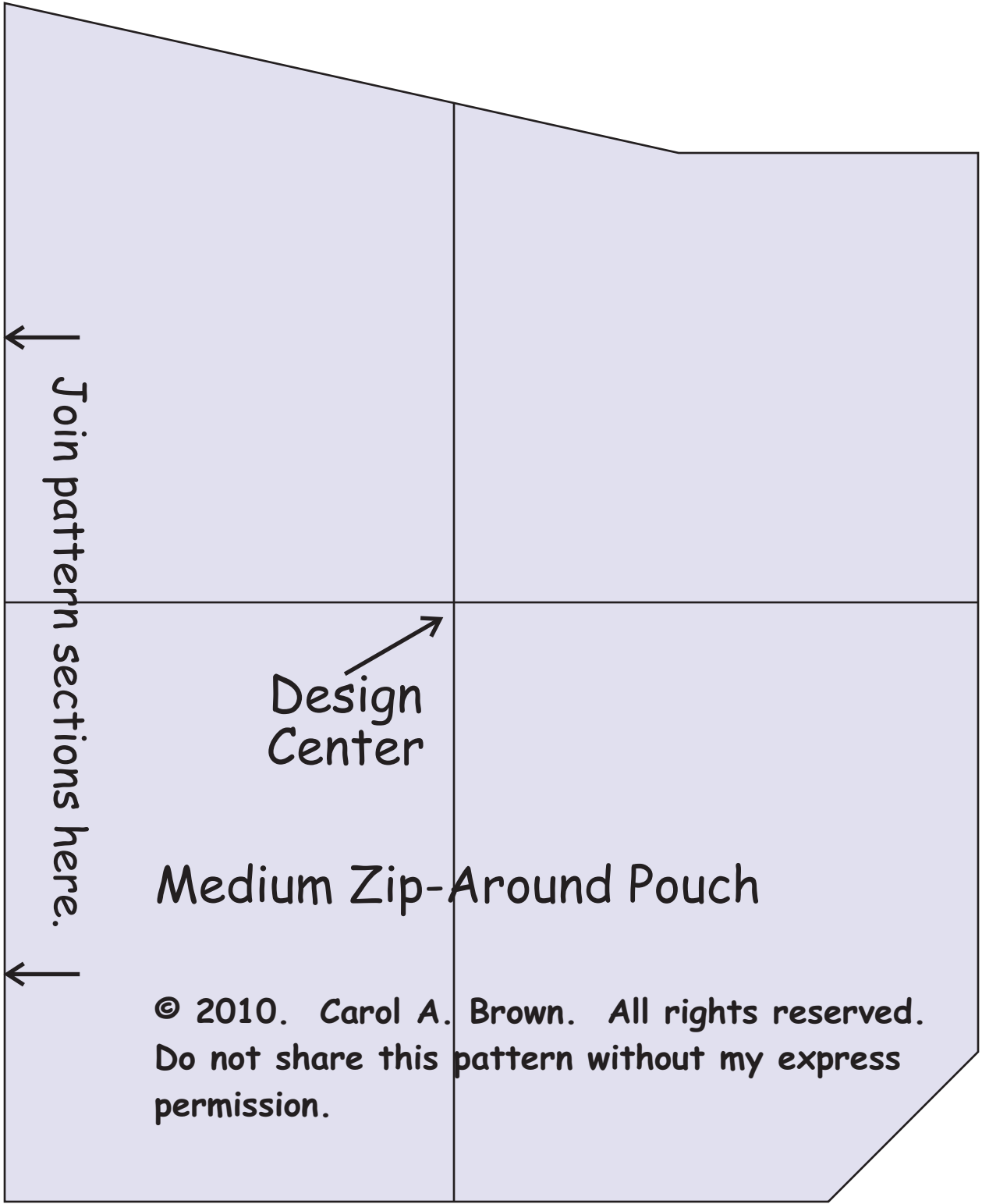
5" from bottom



# Medium Zip-Around Pouch

© 2010. Carol A. Brown. All rights reserved.  
Do not share this pattern without my express  
permission.

↓ ↑  
Join pattern sections here.



↓ Join pattern sections here.  
↓

↗ Design Center

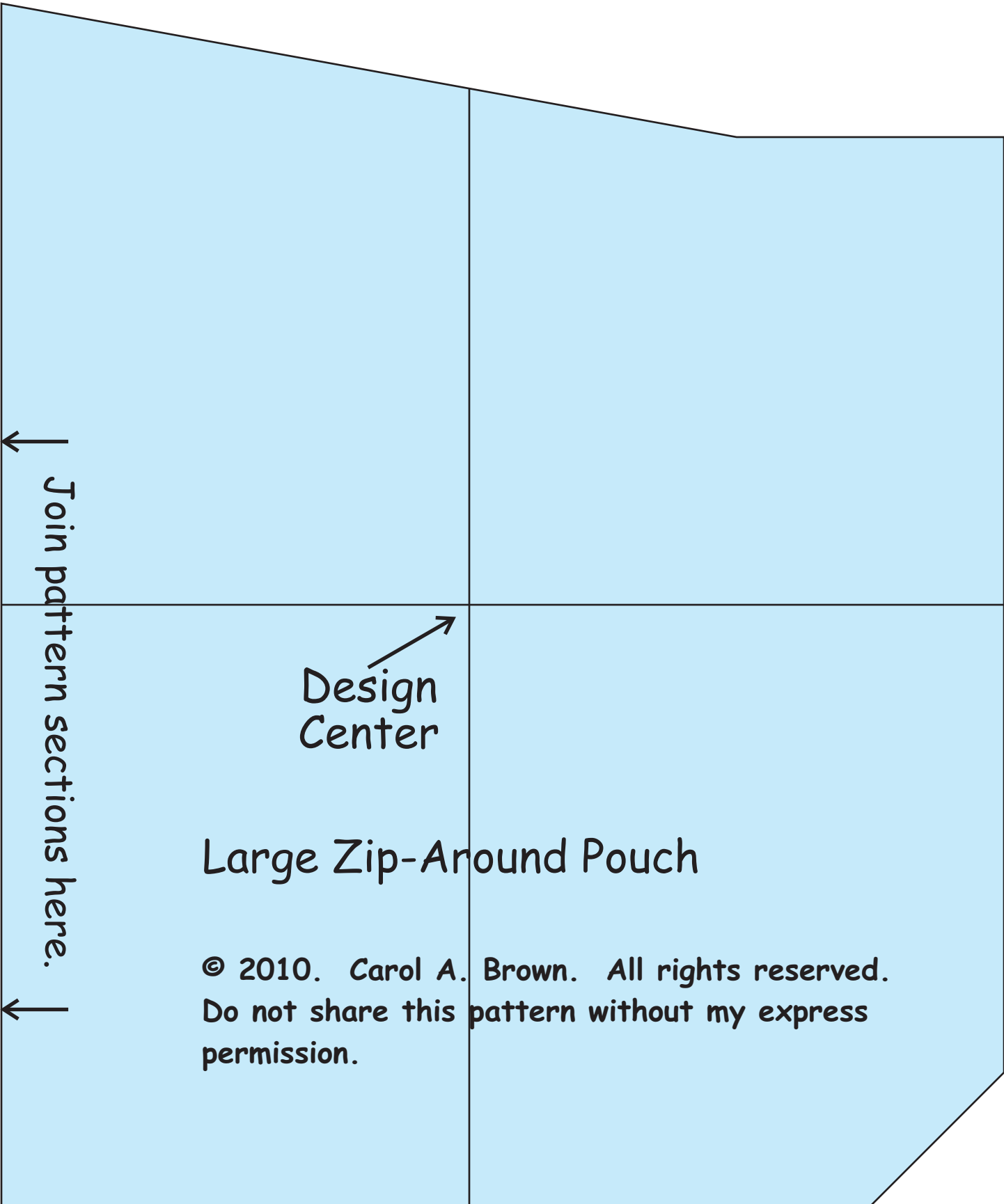
# Medium Zip-Around Pouch

© 2010. Carol A. Brown. All rights reserved.  
Do not share this pattern without my express permission.

# Large Zip-Around Pouch

© 2010. Carol A. Brown. All rights reserved.  
Do not share this pattern without my express  
permission.

↓ ↑  
Join pattern sections here.



↓ Join pattern sections here. ↓

↗ Design Center

# Large Zip-Around Pouch

© 2010. Carol A. Brown. All rights reserved.  
Do not share this pattern without my express permission.